

IF

for a group of people (3 to 10 people)

Alexis Porfiriadis

- Performers should collectively decide on the total duration of their version of 'IF'.
- Performers should individually study carefully the verbal and graphic part of the score and familiarize themselves with **all** verbal and graphic instructions. Performers should be able to use any verbal or graphic instruction of the score according to what they are listening to during rehearsal and public performance.
- Performers should use stopwatches.
- A performer gives the sign for the performance to begin. The piece ends when the pre-agreed duration is reached.

If a co-performer is playing **loudly** respond immediately by playing a **quiet long tone**

If a co-performer is playing **loudly** respond by playing many **short quiet tones** for a while

If a co-performer is playing **loudly** respond by making a **pause**

If a co-performer is playing **quietly** respond by playing a **short loud noise**

If a co-performer is playing **quietly** respond by playing **more quietly** than s/he does

If a co-performer is playing **quietly** respond by making a **pause**

If a co-performer is playing in a **lazy way** respond by playing **as many tones as you can** in 15 seconds

If a co-performer is playing in a **hectic way**, respond by playing a **quiet calm melody**

If a co-performer is playing in an **indifferent way**, respond by making a **pause**

If **all** your co-performers are playing **loudly**, respond by playing a quiet tone in a low register

If **all** your co-performers are playing **quietly**, respond by playing a very high and loud tone

If **all** your co-performers are playing, respond by making a **pause**

If **nobody is playing**, respond immediately by playing a **sequence of seven different short tones or noises**

If **nobody is playing**, respond immediately **by playing a solo**

If **nobody is playing**, respond by playing **without any pause**

If a co-performer is playing a **long tone**, respond by playing **the same short tone** 7 times

If a co-performer is playing a **long tone**, respond by playing a **cloud of very short and quiet tones**

If a co-performer is playing a **long tone**, respond by making a **pause**

If a co-performer is playing a **short tone**, respond immediately by playing a **long quiet noise**

If a co-performer is playing a **short tone**, respond by calmly singing a **long and very quiet tone**

If a co-performer is playing a **short tone**, respond by making a **pause**

If a co-performer is playing a **melody** respond by playing a **melody you love**

If a co-performer is playing a **melody** respond by playing the first **popular melody** **#** that comes to your mind

If a co-performer is playing a **melody**, respond by making a **pause**

If a co-performer is playing a **tone aggregation**, respond immediately by playing a **quiet tone** in a very high register

If a co-performer is playing a **tone aggregation**, respond by playing **4 different quiet short noises**

If a co-performer is playing a **tone aggregation**, respond by making a **pause**

If a co-performer is playing a **continuous noise** respond by playing a **quiet melody**

If a co-performer is playing a **continuous noise** respond by playing **many short quiet tones**

If a co-performer is playing a **continuous noise**, respond by making a **pause**

If a co-performer is playing a **short loud noise** respond by playing a **short loud tone**

If a co-performer is playing a **short quiet noise** respond by playing a **short quiet tone**

If a co-performer is playing a **short noise**, respond by making a **pause**

If you are listening to a sound that pleases you, respond to it in any positive way

If you are feeling really happy playing with your co-performers, show it in any possible way

If you are thinking that the music played by the group is beautiful, play only if you have to add something absolutely necessary

If you are feeling uncomfortable with what you hear, respond by repeating quietly one tone until the sound situation changes


If you are feeling uncomfortable with what you hear, respond by playing a quiet and very long melody

If you are feeling that you have lost connection with your co-performers, try to re-connect your sound at least with one member of the group

IF (2020)

for 3 to 10 people

Graphic 1




If the resulting group sound or part of the resulting group sound you are listening to resembles this graphic, respond by playing a quiet very long tone

IF (2020)

for 3 to 10 people

Graphic 2

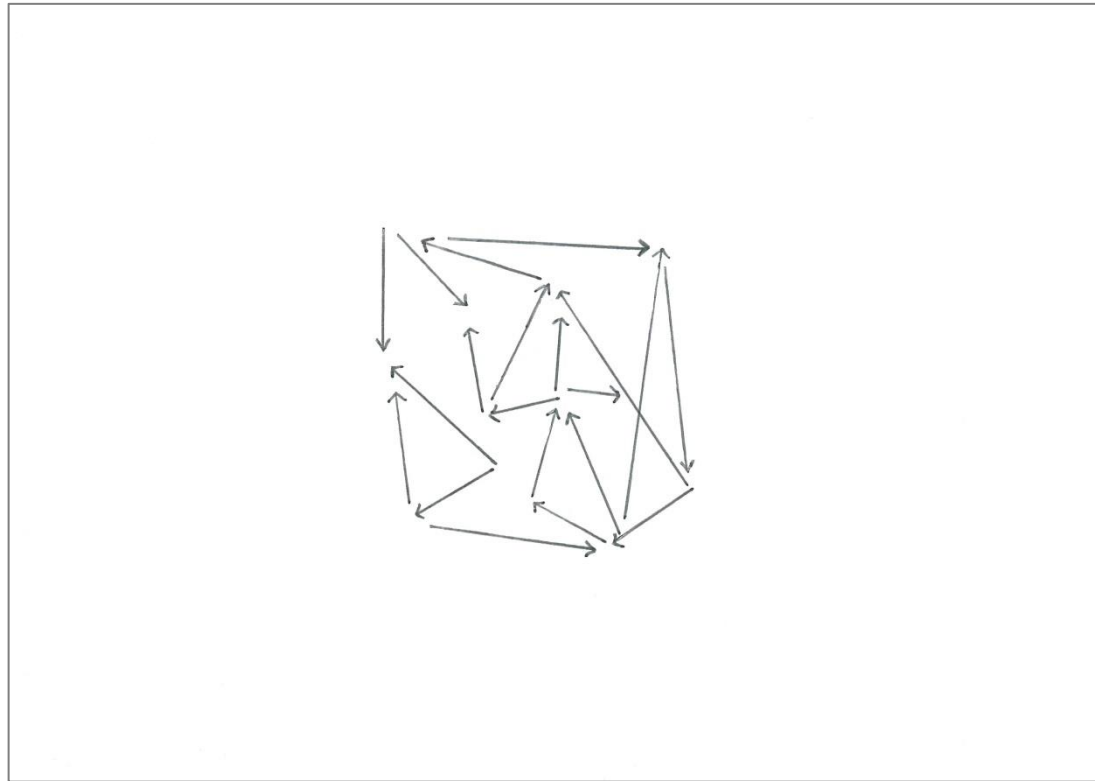


If the resulting group sound or part of the resulting group sound you are listening to resembles this graphic, respond by playing a quiet long melody

IF (2020)

for 3 to 10 people

Graphic 3

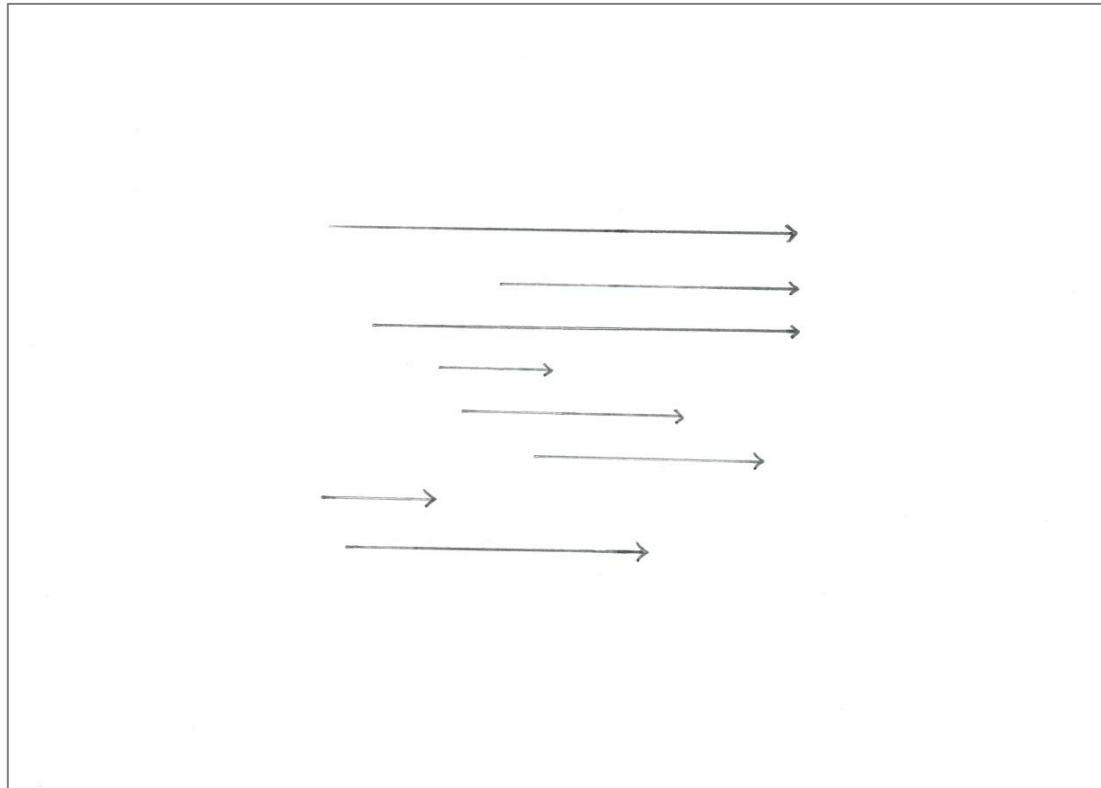


If the resulting group sound or part of the resulting group sound you are listening to resembles this graphic, respond by playing a quiet long noise

IF (2020)

for 3 to 10 people

Graphic 4




If the resulting group sound or part of the resulting group sound you are listening to resembles this graphic, respond by playing 25 quiet short sounds

IF (2020)

for 3 to 10 people

Graphic 5




If the resulting group sound or part of the resulting group sound you are listening to resembles this graphic, respond by playing a continuous sound-aggregation

IF (2020)

for 3 to 10 people

Graphic 6




If the resulting group sound or part of the resulting group sound you are listening to resembles this graphic, respond by stop playing and listening to the music

IF (2020)

for 3 to 10 people

Graphic 7




If the resulting group sound or part of the resulting group sound you are listening to resembles this graphic, respond by playing higher and louder from the rest of the group

IF (2020)

for 3 to 10 people

Graphic 8




If the resulting group sound or part of the resulting group sound you are listening to resembles this graphic, respond by playing a middle dynamic continuous tone

IF (2020)

for 3 to 10 people

Graphic 9

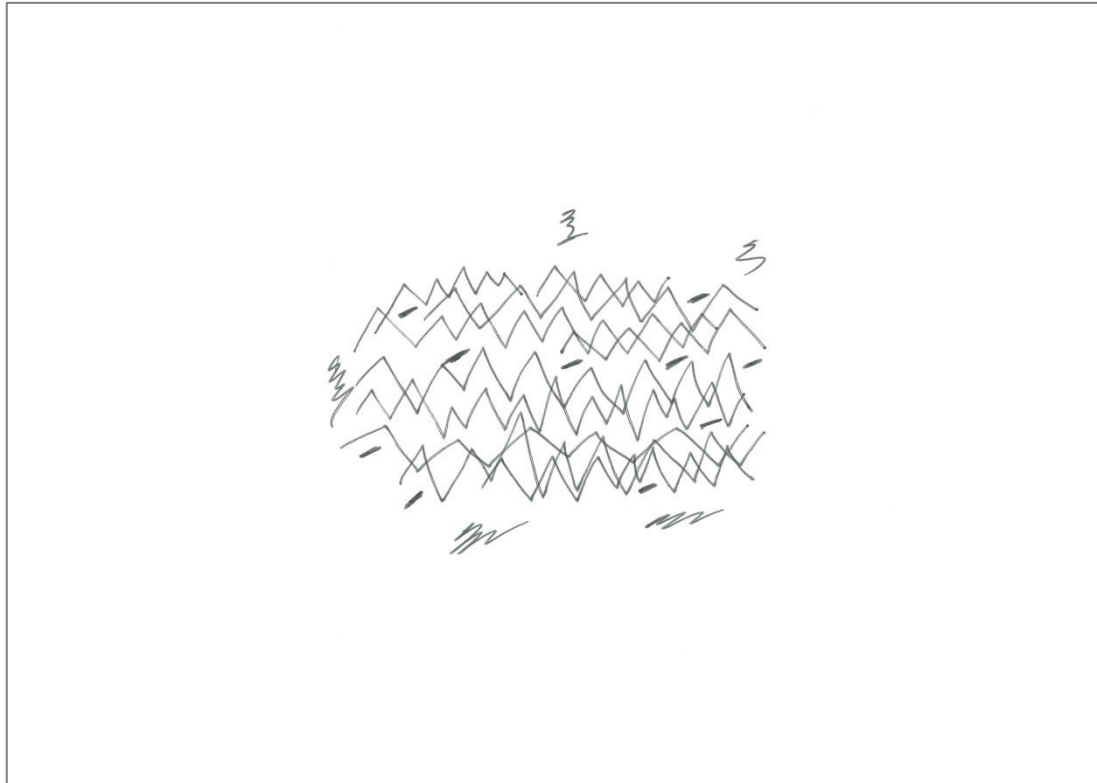


If the resulting group sound or part of the resulting group sound you are listening to resembles this graphic, respond by playing a quiet long tone in a very high register

IF (2020)

for 3 to 10 people

Graphic 10




If the resulting group sound or part of the resulting group sound you are listening to resembles this graphic, respond by playing a quiet beautiful melody

IF (2020)

for 3 to 10 people

Graphic 11




If the resulting group sound or part of the resulting group sound you are listening to resembles this graphic, respond by playing, friendly and continuous noise

IF (2020)

for 3 to 10 people

Graphic 12




If the resulting group sound or part of the resulting group sound you are listening to resembles this graphic, respond by playing a quiet, gently tone in a very high register

IF (2020)

for 3 to 10 people

Graphic 13

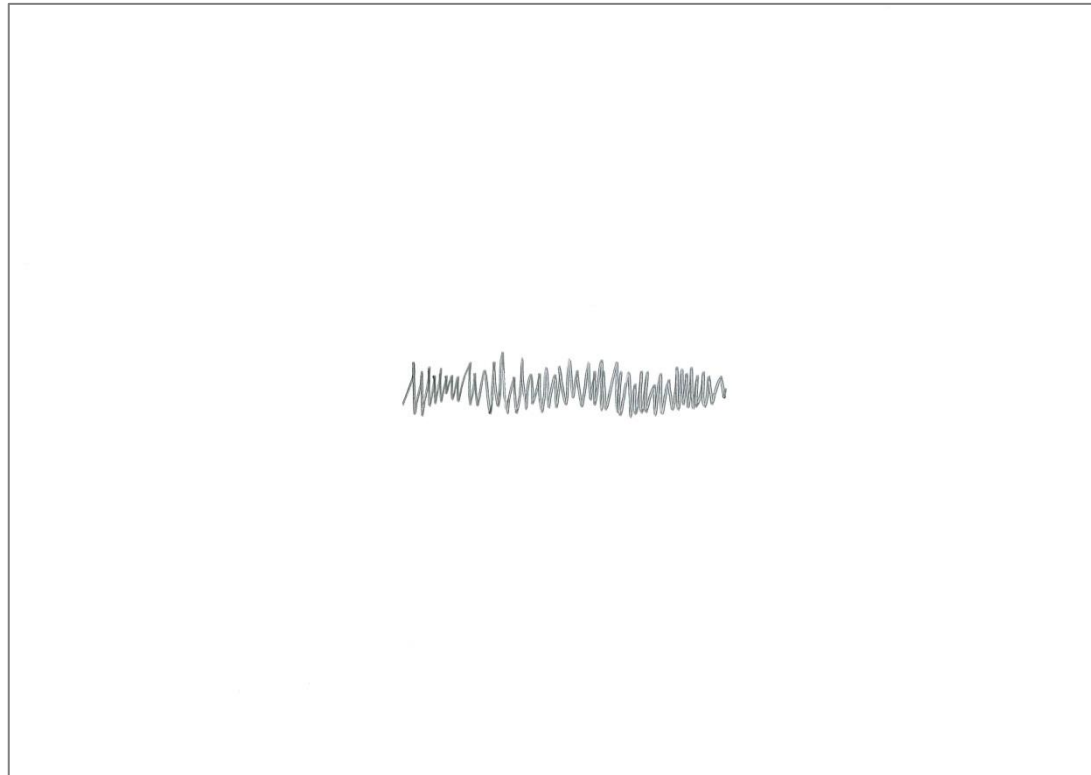


If the resulting group sound or part of the resulting group sound you are listening to resembles this graphic, respond by playing a quiet continuous noise

IF (2020)

for 3 to 10 people

Graphic 14




If the resulting group sound or part of the resulting group sound you are listening to resembles this graphic, respond by playing a quiet sequence of tones

IF (2020)

for 3 to 10 people

Graphic 15



If the resulting group sound or part of the resulting group sound you are listening to resembles this graphic, respond by playing many short middle dynamic tones in different registers